




Officially Licenced "Coin Op" Arcade Game by

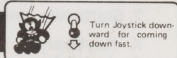
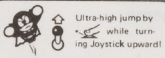


— HOW TO OPERATE JACK —

JUMP
BUTTON



JOYSTICK



— HOW TO PLAY —



- Get all by operating Jack!
- Defeat enemies by taking power ball!
- Lucky coin!
 Bonus Coin Score on the screen is increased from two to four times.
 Extra Coin One additional Jack.
- Special Bonus
 Bonus score is added by taking ignited as many as possible.
 x 23 PCS - 50,000 points x 22 PCS - 30,000 points
 x 21 PCS - 20,000 points x 20 PCS - 10,000 points

SECRET Coins appear for bonus points each! When taking 3 , no more coin appears. When appears - this also is kept secret!

SCORE

100 PTS 200 PTS 1,000 PTS 3,000 PTS 5,000 PTS 2,000 PTS

AMSTRAD/SCHNEIDER

Instructions

1. Ensure tape is fully rewind.
2. Hold down CTRL and press the small ENTER key (on numeric pad).
3. Press play on cassette player.
4. Press ENTER key.
5. **6128 OWNERS ONLY**
 Hold down SHIFT press "" key (appears)
 Type the word TAPE press ENTER.

SPECTRUM 48K/128K

Instructions

1. Ensure tape is fully rewind.
2. Press LOAD "" (ENTER).
3. Press play on cassette player.

COMMODORE 64/128

Instructions

1. Ensure tape is fully rewind.
2. Press SHIFT and RUN/STOP.
3. Press play on cassette player.

COMMODORE 64/128 DISC

Instructions

1. Insert Disc.
2. Type LOAD ""*"" ,8,1

AMSTRAD/SCHNEIDER DISC

Instructions

1. Insert Disc.
2. Type RUN ""BOMB"" ENTER

COMMODORE C16

Instructions

1. Ensure tape is fully rewind.
2. Type LOAD then press RETURN.
3. Press play on cassette player.

BBC

Instructions

1. Ensure tape is fully rewound.
2. Chain "" (RETURN)

BBC DISC

Instructions

1. Insert Disc.
2. Press SHIFT and BREAK.

The Game

Once the game has loaded you are presented with a menu.

SPECTRUM 48K

Controls

1. Starts one player game.
2. Starts two player game.

K - Select keyboard control.

T - Select keyboard (Turbo Jump, see below) control.

Z - Select ZX Interface II.

P - Select Kempston Interface Control.

AMSTRAD

Controls

1. Starts one player game.
2. Starts two player game.

J - Select Joystick Control.

K - Select keyboard control.

T - Selects keyboard (Turbo Jump, see below) control.

SPECTRUM 48K AND AMSTRAD

For those selecting the keyboard option.

Use the following keys to replace the equivalent joystick movement shown in the "How to operate Jack" section.

Up	Q	Left	N
Down	A	Right	M
Jump	X		

Normally, to jump higher, the player must press 'up' (Q) when jumping.

Selecting the 'Turbo Jump' option makes all jumps as high as possible as if it were 'Automatically' pressing up (Q) for the player.

COMMODORE C16

Controls

1. Starts one player game.
2. Starts two player game.

K - Keyboard

J - Joystick

Up Q Left Z

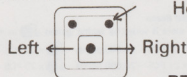
Down A Right X

Jump SHIFT

COMMODORE 64/128

Controls

Joystick Port 2. Fire = Jump (if Jack is on a platform)
Hover (if Jack is in mid-air)



BBC

Controls

One player game keyboard only

Up Q Left N

Down A Right M

Jump SPACE BAR

© Copyright - Elite Systems Ltd - 1985

All Rights Reserved Worldwide. Unauthorised copying, lending, broadcasting or resale without express written permission from Elite Systems Ltd is strictly prohibited.

Guarantee: This software tape has been carefully developed and manufactured to the highest quality standards. Please read carefully the instructions for loading which are included. If for any reason you have difficulty in running the program, and believe that the tape is defective, please return it *directly to the following address:*

Customer Services Dept.,
Elite Systems Ltd.,
Anchor House,
Anchor Road,
Aldridge, Walsall,
England.

Consumer Hot line:

(0922) 59165

Telex: 335622

SPETEL G

Our Quality Control Department will test the product, and supply an immediate replacement, at no charge. Please note that this does not effect your statutory rights.